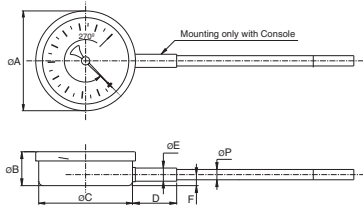




Sizes Serie 16200

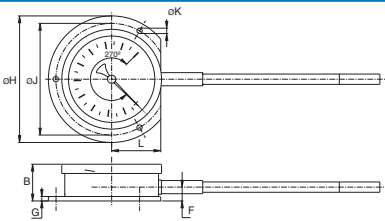
Execution

16211 bottom



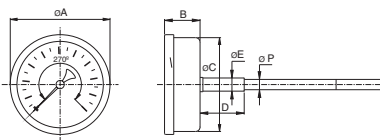
Size	A	B	C	D	E	F	P
4	4.13	1.50	3.90	1.69	0.47	0.55	0.31
6	6.22	1.54	5.85	2.48	0.59	0.55	0.31
100	105	38	99.0	43	12	14	8
150	158	39	148.5	63	15	14	8

16221 Backflange



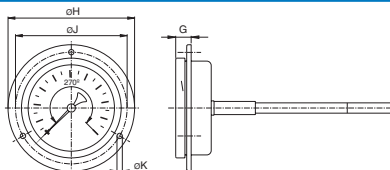
Size	B	F	G	H	J	K	L
4	1.59	0.65	0.16	5.20	4.57	0.20	2.05
6	1.71	0.73	0.24	7.32	6.61	0.24	3.07
100	105	38	990	43	12	14	8
150	158	39	148.5	63	15	14	8

16214 Centerback



Size	A	B	C	D	E	F
4	4.13	1.50	3.90	1.69	0.47	0.31
6	6.22	1.54	5.85	2.48	0.59	0.31
100	105	38	99.0	43	12	8
150	158	39	148.5	63	15	8

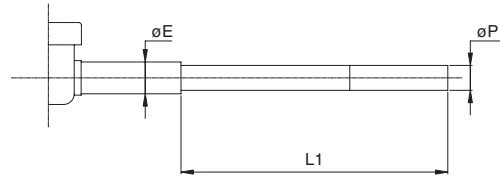
16234 Frontflange



Size	G	H	J	K
4	0.53	5.20	4.57	0.19
6	0.79	7.32	6.61	0.24
100	13.5	132	116	4.8
160	20.0	186	168	6.0

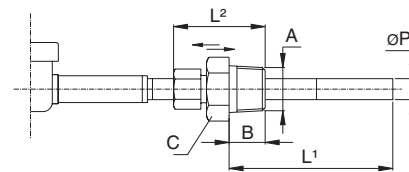
Connection

Straight



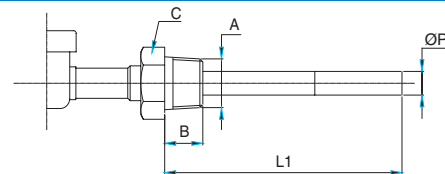
Size	E	P	L1
4	0.47	0.31	140, 200, 240, 290
6	0.59	0.31	
100	12	8	5.5, 7.87, 9.45, 11.42
150	15	8	

Sliding union



Size	B	C	L ²	P	L ¹
1/2" NPT	0.79	0.87	1.73	0.41	min. 3.15
3/4" NPT	0.79	1.06	1.81	0.39	
1/2" NPT	20	22	44	8	min. 80
3/4" NPT	20	27	46	10	

Connection fixed



Size	B	C	P	L ¹
1/2" NPT	0.79	0.87	0.31	2.5, 4, 6.3, 7.88, 9
3/4" NPT	0.79	1.06	0.31	
1/2" NPT	20	22	8	63, 100, 160, 200, 230
3/4" NPT	20	27	8	

