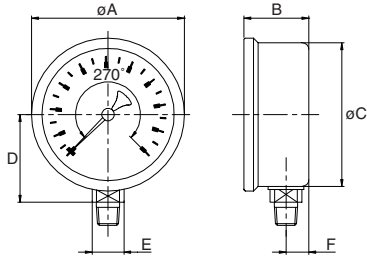


# Sizes and weights series 7110

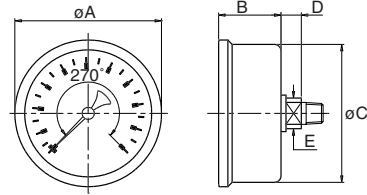


### 7111 bottom



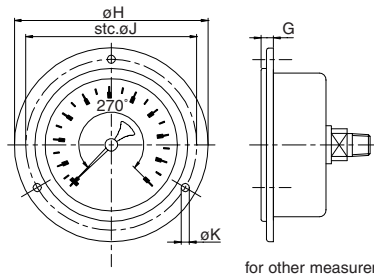
Size	A	B	C	D	E	F	Wght.
1 1/2	1.73	1.04	1.57	1.06	0.55	0.39	0.155
2	2.09	1.06	1.97	1.24	0.55	0.39	0.210
40	44	26.5	40	27.0	14	10	0.070
50	53	27.0	50	31.5	14	10	0.095

### 7114 centerback



Size	A	B	C	D	E	Wght.
1 1/2	1.73	1.06	1.57	0.28	0.55	0.155
2	2.09	1.08	1.97	0.28	0.55	0.190
40	44	27.0	40	7.0	14	0.070
50	53	27.5	50	7.0	14	0.085

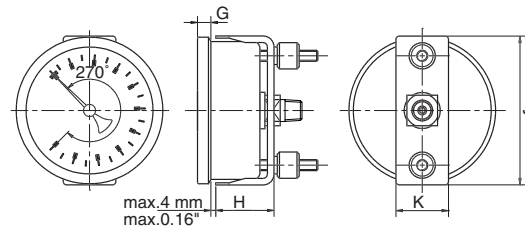
### 7116 frontflange



for other measurements see 7114

Size	G	H	J	K	Wght.
1 1/2	0.28	2.40	2.01	0.14	0.180
2	0.28	2.80	2.36	0.14	0.235
40	7	61	51	3.6	0.080
50	7	71	60	3.6	0.105

### 7117 U-clamp steel, zinc plated



for other measurements see 7114

Size	G	H	J	K	Wght.
1 1/2	0.20	1.00	1.77	0.79	0.200
2	0.20	1.04	2.17	0.94	0.245
40	5	25.5	45	20	0.090
50	5	26.5	55	24	0.110